



District Report Card: 2017


State: Sikkim	District: North Sikkim
Class: 3	Subject: Language
Schools: 40	Students: 269


Participation/Coverage


Students

<div>GENDER</div> <div></div>	Boys		Girls	
	Number	%	Number	%
	141	52.42	128	47.58

<div>AREA</div> <div></div>	Rural		Urban	
	Number	%	Number	%
	259	96.28	10	3.72

<div>CATEGORY</div> <div></div>	SC		ST		OBC		GEN	
	Number	%	Number	%	Number	%	Number	%
	13	4.83	187	69.52	34	12.64	35	13.01

<div>CWSN</div> <div></div>	LD	VI	HI	S&LD	ID	Oth
	2	0	0	0	1	0

<div>Management</div> <div></div>	Government		Government-aided	
	Number	%	Number	%
	239	88.85	30	11.15

Average Performance of Students in Language (%)

Overall	Gender		Area		Management		Social Group			
	Male	Female	Rural	Urban	Govt.	Aided	SC	ST	OBC	GEN
67.93	66.48	69.53	68.08	64.00	69.79	53.11	58.46	68.45	63.92	72.57

Performance on Learning Outcomes (LOs)

Learning Outcomes	Description	Average Performance(%)
L304	Reads small texts with comprehension i.e., identifies main ideas, details, sequence and draws conclusions	70.11
L312	Reads printed scripts on the classroom walls: poems, posters, charts etc.	63.57

Range of Performance of Students who Answered Correctly							
Below 30%		30% - 50%		50% - 75%		Above 75%	
Number	%	Number	%	Number	%	Number	%
17	6.32	45	16.73	93	34.57	114	42.38

Lowest Performing Learning Outcomes (LOs)

- 1 - Reads printed scripts on the classroom walls: poems, posters, charts etc. (63.57)
- 2 - Reads small texts with comprehension i.e., identifies main ideas, details, sequence and draws conclusions (70.11)